



Summary Feedback

(Combined feedback broadcasted at multiple times this week)

PRE-RECORDED: Basildon FRCR 2B 'A to Zee' Course 2020

Session 25/40

Paediatrics for FRCR - MSK Trauma, Infection, Tumours & Dysplasia

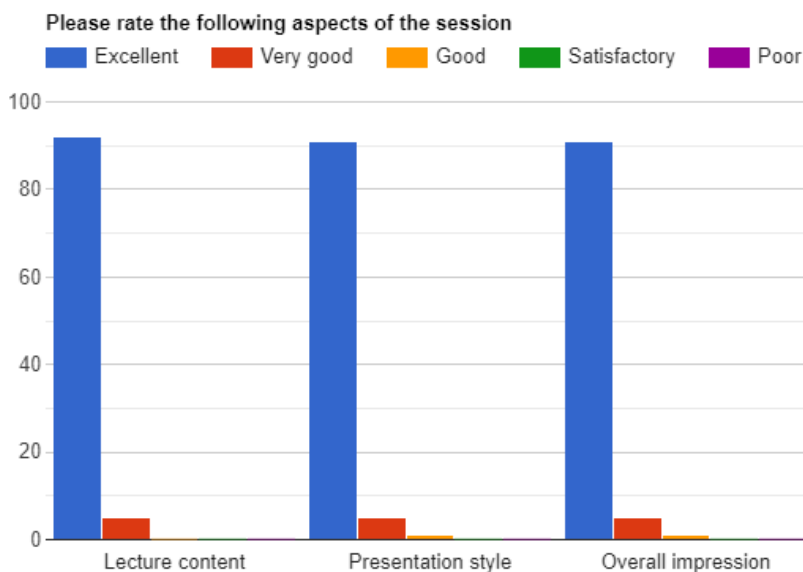
(Course 3/4)

(12th & 13th October 2024)

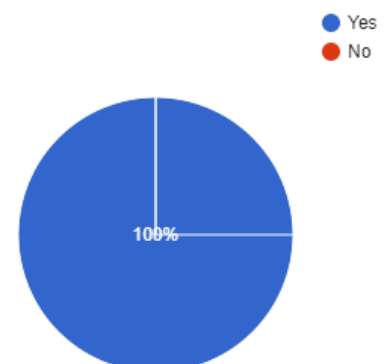
Lecturers: Samantha Low & Geeta Kapoor

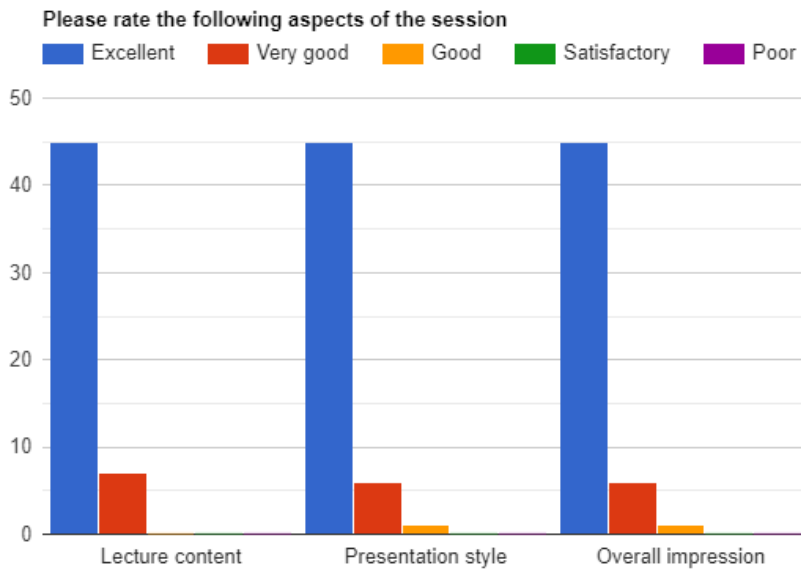
Summary Points:

- Total Attendees: 471 from 34 Countries (Algeria, Australia, Bangladesh, China, Czech Republic, Dominica, Egypt, Ghana, Hong Kong, India, Indonesia, Iraq, Jordan, Kenya, Kuwait, Malaysia, Myanmar, Namibia, Nigeria, Oman, Pakistan, Palestine, Poland, Qatar, Saudi Arabia, Singapore, South Africa, Sri Lanka, Sudan, Türkiye, UAE, UK, Yemen, Zimbabwe).
- Total duration: 3 hours (each session broadcasted thrice during the week)
- Total feedback received from 165 participants, from three different broadcasts

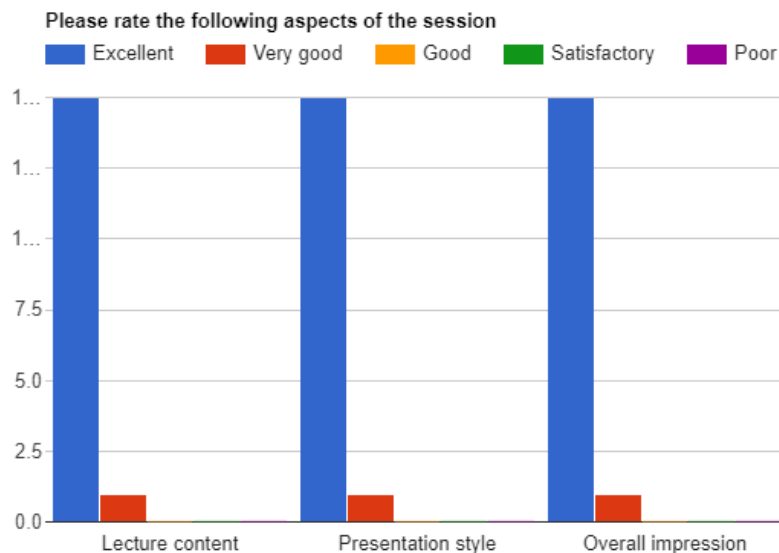
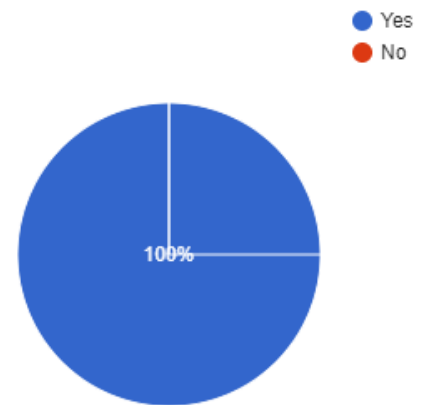


Did you find it useful
97 responses

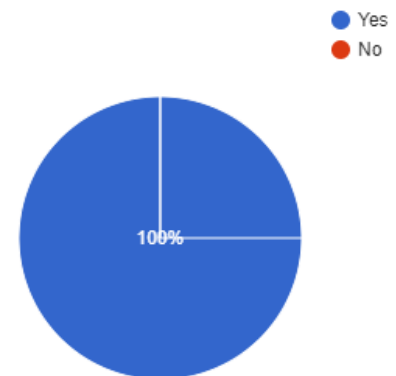




Did you find it useful
52 responses



Did you find it useful
16 responses

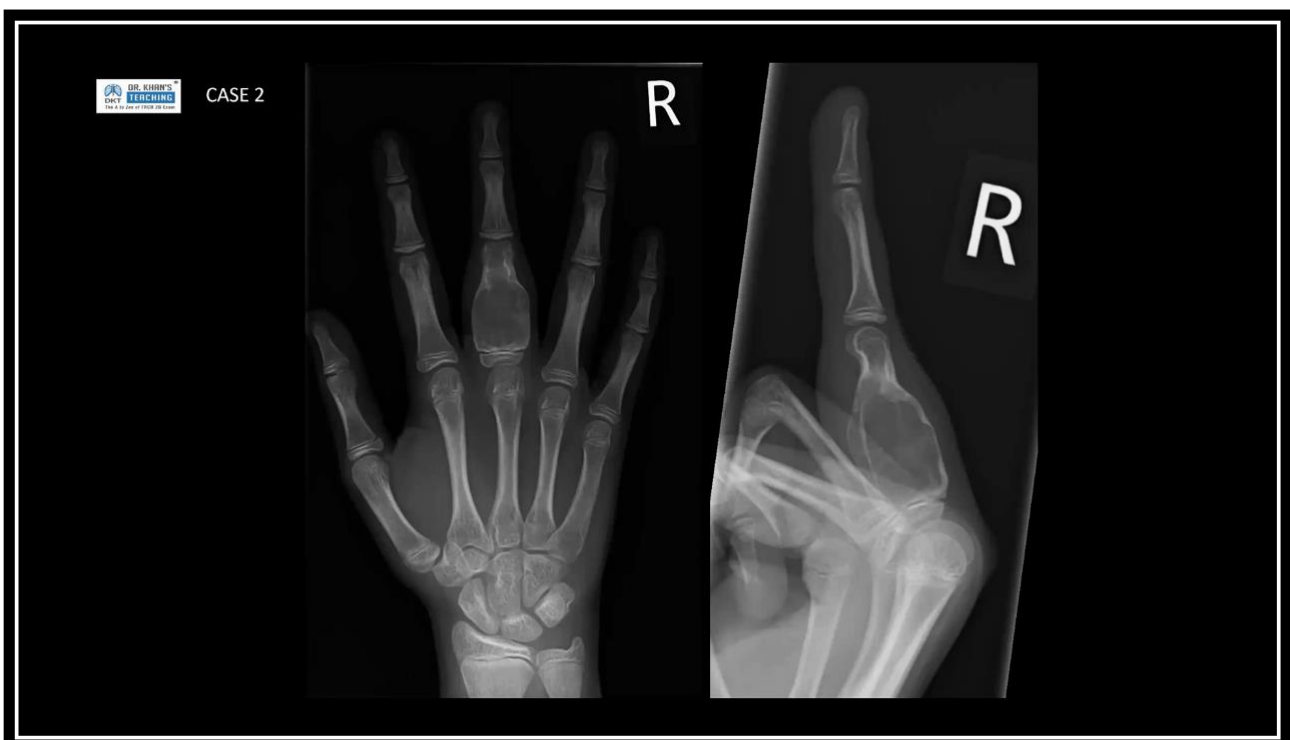


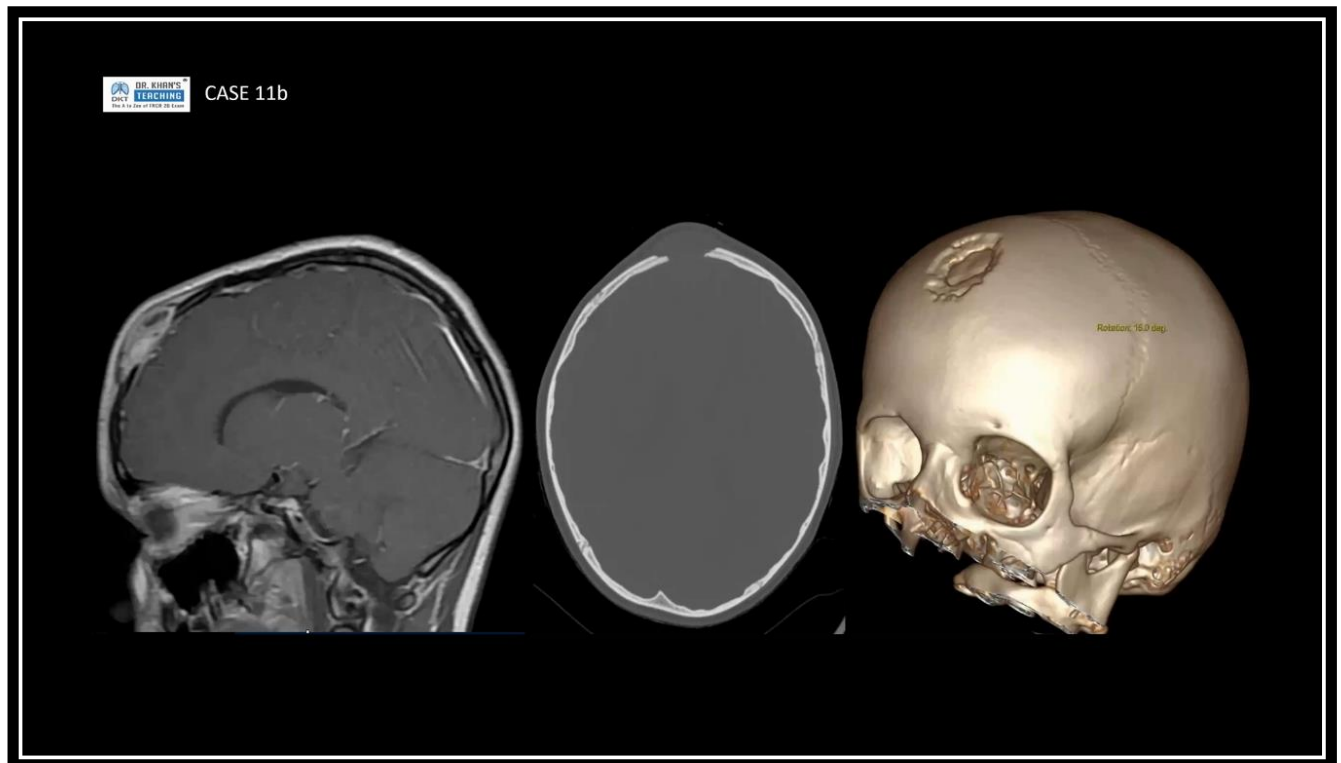
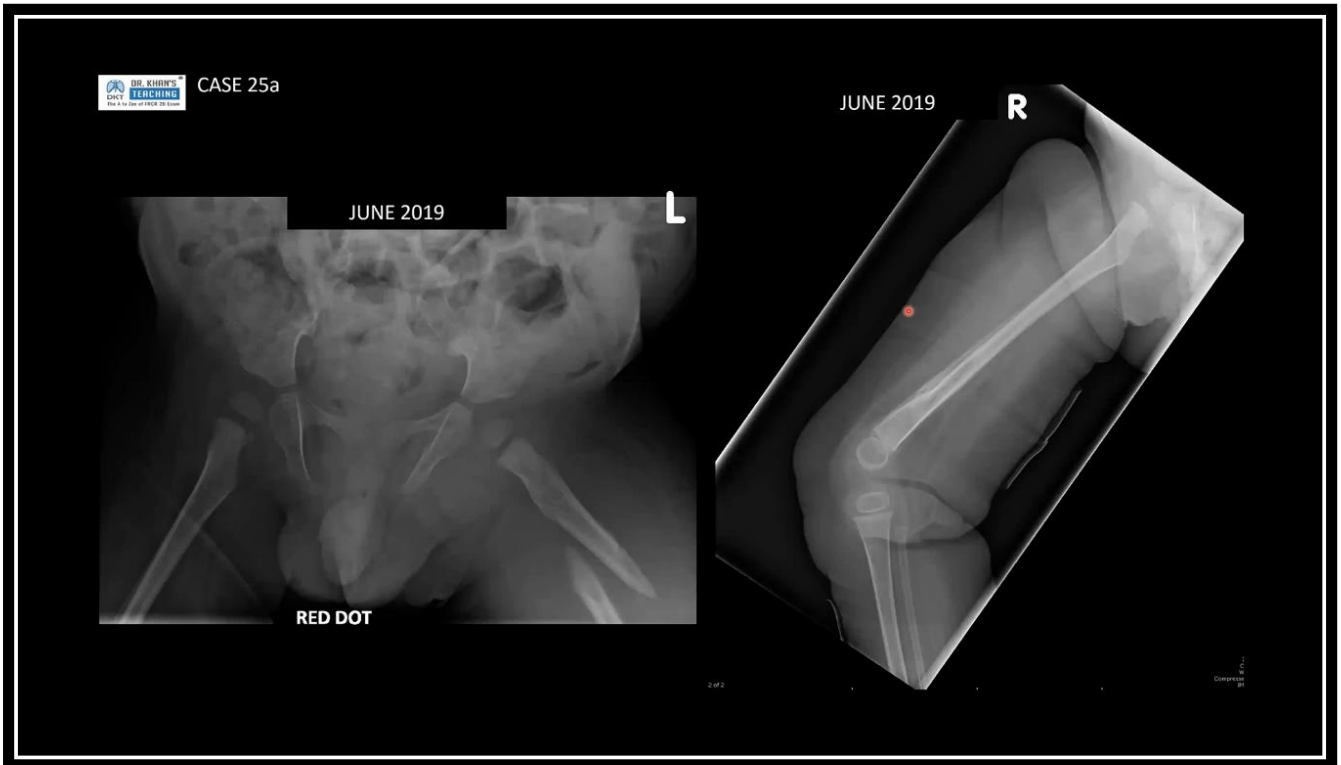
Testimonials

- Virtual free radiology class of unparalleled level is a blessing for people like me with deficient training in radiology (Pakistan).
- Really good always from Dr. Sam Low; please bring her back to show more of her cases (UK).
- Very nice session, such an elaborate description of the pediatric lesions of bones. Very nicely covered, thank you so much for this wonderful forum for such learning (Pakistan).
- Teaching and explanation by the delegates leading the teaching is very good (UK).
- Very nice collection of cases with different presentation (Saudi Arabia).
- It is very interested session (Yemen).
- Good discussion and cases (India).
- Great lecture (Libya).
- Interesting cases and valuable discussion (Algeria).
- It was perfect (UAE).
- Very organised lecture (UK).

- Explanation of the diagnosis in detail with good clarity was most useful (Malaysia).
- Cover the most common MSK pathology in pediatrics with notes about every disease was useful (Palestine).
- Very nice cases (India).
- All over excellent (Libya).
- Case collection was useful (India).
- Useful lecture (Sri Lanka).
- Very well explained (UK).
- All are perfect (Yemen).
- Concepts and multiple examples were useful (UK).
- A comprehensive collection of aggressive bone lesions in paediatric patients was useful. Well classified (UK).
- Every aspect is useful. Candidates segment is most useful as well in this time we also use our lexicon to think (Pakistan).
- Very helpful and very well presented (Pakistan).
- All of it was very useful & valuable (Egypt).
- Good cases variety and practice (UK).
- All cases explained in a systematic manner (UK)
- Information & way of conducting it was useful (Sudan).
- The summary slides were useful (UK).
- Quality of images and excellent way of presentation was most useful (Pakistan).
- Excellent cases collection and discussion is very informative (Pakistan).
- Explanations and variety of cases were useful (UK).
- Feedback of the doctor was most useful (Egypt)
- Excellent teaching session (Pakistan).
- Good cases (Türkiye).
- Wonderful session. Cleared so many points and refreshed my previous knowledge (Pakistan).
- The case presentation and discussions were useful (Nigeria).
- Good teaching points (Zimbabwe).
- Studying for 2b, so cases are useful (UK).
- Every aspect was covered thoroughly (Pakistan).
- The extensive area covered (Nigeria).
- Excellent teaching (UK).
- Very comprehensive wide variety of cases (Pakistan).
- Excellent teaching (Iraq).
- Teaching method and material was useful (UAE).
- It's great sir, thanks a lot (Egypt).
- It's just perfect (Pakistan).
- Perfect and informative (Yemen).
- Great session sir, thank you so much (Egypt).
- Excellent as usual (Egypt).
- Awesome (Pakistan).
- Great session (Nigeria).
- Informative (Saudi Arabia).
- 10/10 (Pakistan).
- Impressive (Iraq).
- Excellent session (Algeria).
- Very informative and comprehensive session on paediatric MSK imaging (Pakistan).
- Very impactful session (Nigeria).

- Excellent lecture (Oman).
- Cases and discussion were useful (Egypt).
- Nice session (Iraq).
- Nice explanation (UK).
- Pediatric MSK lesions were useful (Yemen).
- I liked the explanation of pathologies (Pakistan).
- Nice cases and different presentation of lesion (Saudi Arabia).
- Excellent cases (China).
- It including a variety of pediatric cases (Yemen).
- Very good cases (Sri Lanka).
- Fantastic lecture but I suggest to increase the soft tissue lesions (Pakistan).
- Well cases picked up (Türkiye).
- Being able to see multiple cases was most useful (UK).
- Cases selection and discussion were useful (UAE).
- Summarization slides were useful (Pakistan).
- All aspects are valuable (Pakistan).
- Case description was useful (UK).
- Different modalities of same case were most useful (UAE).
- All of it was very useful & valuable (Egypt).
- Trauma in paediatric group was useful (UK).
- Very nice (India).
- Very informative (Yemen).
- Brilliant session (Pakistan).
- Impressive (Nigeria).
- Excellent lecture (UK).
- Great session sir, thank you so much (Egypt).
- Very good (UK).
- Very informative session (Sudan).





=====XX=====XX=====